



Always Designing
for People®

Tech that backs you. Data that guides you.

Today's world of work



Everyone has different dreams,
different goals and different
reasons for working hard.

That's why we never stop
reimagining a better world at work.

So whatever you're **#workingfor**,
we've got multiple ways to help
you get there, faster.



Unmatched benchmarking
depth and breadth
with **global reach**

1M

Businesses
Served

40M+

Workers Paid,
Worldwide

90M+

Unique US Employee
Records over the
last 10 years

\$3.1T+

Moved in Client
Funds in FY22

80M

Employee Tax Statements
Delivered Globally in FY22

5 global trends shaping the future of work

1. Slowdown in global growth
2. The return of inflation
3. Wages are growing in pockets
4. Labor force is smaller, more concentrated
5. The digital economy is rapidly accelerating



Window of opportunity for accountants

97%

of accountants
**get involved
with payroll** in
some capacity
for their clients

70%

want to **grow
advisory
services** over
the next 2 years

67%

get **involved
with retirement**,
plus another 11%
want to start
getting involved

68%

get **involved with
HR compliance**,
plus another 11%
want to start
getting involved

A Better Approach: Streamlined Payroll & HR Technology

Integrates with current tech stack

Improves reporting and visibility
across firm

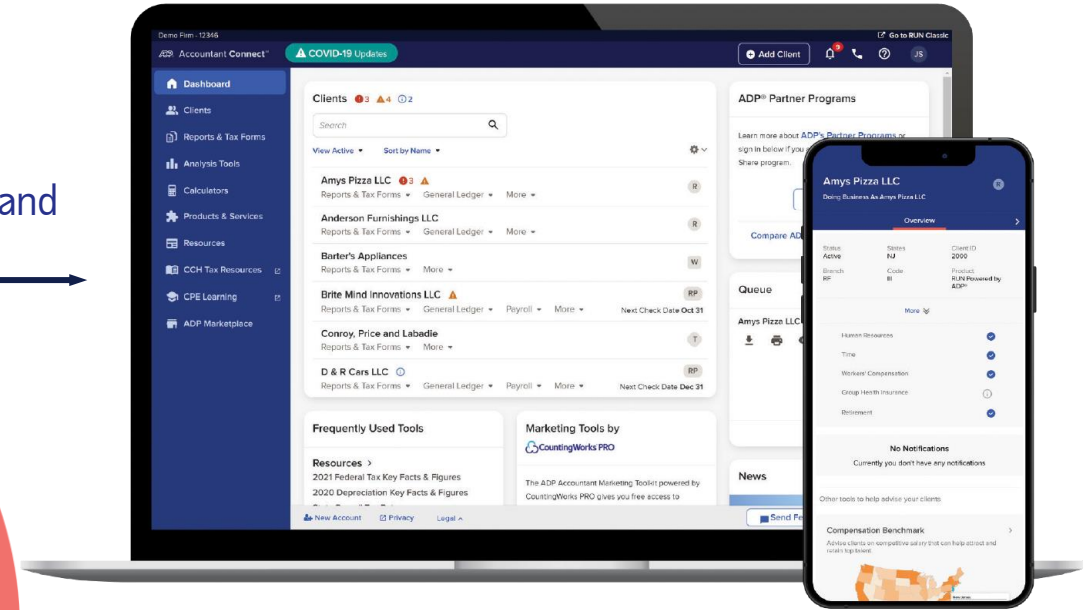
Increases efficiency and helps
increase revenue

Deepens client relationship
with advisory services

Advanced security



ADP Accountant ConnectSM



A Unified Solution
One Login. Seamless Integration.
All Clients, regardless of how payroll fits into
a firm's practice today or in the future.

Real world application in today's world of work



- Dashboard
- Clients
- Reports & Tax Forms
- Analysis Tools
- Product Opportunities
- Calculators
- Products & Services
- Resources
- CCH Tax Resources
- CPE Learning

Clients 1

Search by Name, ID or Branch code

Filters (0)

Sort by Next Check Date

Daves Boat Shop LLC	R	Next Check Date Jul 24
Fashions By Malu Inc	R	Next Check Date Aug 31
Brite Mind Innovations LLC	RP	Next Check Date Oct 31
UV Glasses Inc	RP	Next Check Date Nov 20
D & R Beach Vacations LLC	RP	Next Check Date Dec 31
Amanda's Bakery	R	Next Check Date Unavailable
Bhatia Bhangra School Inc	R	Next Check Date Unavailable
Boyd Consulting LLC	RP	Next Check Date Unavailable
Fishman Industries	RP	

ADP® Partner Programs

Learn more about ADP's Partner Programs or sign in below if you are already part of our Revenue Share program.

Sign In

Compare ADP solutions to other payroll providers

Queue

UV Glasses Inc	Wed, Sep 20
Trueville Pediatricians LLC	Wed, Sep 20
Teri's Design and Décor LLC	Wed, Sep 20
Shurter Consulting LLC	



[Dashboard](#)[Clients](#)[Reports & Tax Forms](#)[Analysis Tools](#)[Product Opportunities](#)[Calculators](#)[Products & Services](#)[Resources](#)[CCH Tax Resources](#)[CPE Learning](#)

Clients 1

Search by Name, ID or Branch code



Filters (0)

Sort by Next Check Date



Daves Boat Shop LLC

R

Reports & Tax Forms

General Ledger

Payroll

More

Next Check Date Jul 24

Fashions By Malu Inc

R

Reports & Tax Forms

General Ledger

Payroll

More

Next Check Date Aug 31

Brite Mind Innovations LLC

RP

Reports & Tax Forms

General Ledger

Payroll

More

Next Check Date Oct 31

UV Glasses Inc

RP

Reports & Tax Forms

General Ledger

Payroll

More

Next Check Date Nov 20

D & R Beach Vacations LLC

RP

Reports & Tax Forms

General Ledger

Payroll

More

Next Check Date Dec 31

Amanda's Bakery

R

Reports & Tax Forms

General Ledger

Payroll

More

Next Check Date Unavailable

Bhatia Bhangra School Inc

R

Reports & Tax Forms

General Ledger

Payroll

More

Next Check Date Unavailable

Boyd Consulting LLC

RP

Reports & Tax Forms

General Ledger

Payroll

More

Next Check Date Unavailable

Fishman Industries

RP

[New Account](#)[Privacy](#)[Legal](#)[< Back](#)

Connect Existing Client

Please fill in your client's information and desired access.

1 Choose ADP Payroll Product *

- ☐ RUN Powered by ADP®
- ☐ ADP Workforce Now®
- ☐ ADP TotalSource®

2 Enter Company Name *

(for this request identification only)

3 Enter FEIN or Client ID Number *

- ☒ FEIN (Federal Employer Identification Number)

Your client's 9 digit FEIN

4 Select Access Level *

☒ Reports & Tax Forms☒ General Ledger☐ Payroll

Approve and change payrolls.
Create new payrolls.
Add, remove and change employees.

Message (Optional)

A personal message to your client

[Dashboard](#)[Clients](#)[Reports & Tax Forms](#)[Analysis Tools](#)[Product Opportunities](#)[Calculators](#)[Products & Services](#)[Resources](#)[CCH Tax Resources](#) [CPE Learning](#) [Generate](#) [Queue](#) [Schedules](#)

1. Select Clients

☒ RUN Powered by ADP®☐ ADP Workforce Now®☐ ADP TotalSource®[View Active ▾](#)☐ Select All☐ Amanda's Bakery☐ Anderson Furnishings LLC☐ Bhatia Bhangra School Inc☐ Boyd Consulting LLC☐ Daves Boat Shop LLC☐ Fishman Industries☐ Jennifer Enterprises Inc

2. Select Reports & Tax Forms



0 Selected ▾

[> CARES SBA Paycheck Protection Program \(PPP\)](#)[> Payroll Reports](#)[> Company Reports](#)[> Employee Reports](#)[> Federal Tax Reports and Forms](#)[> Federal](#)[> New Jersey](#)[> New York](#)[> Local Tax Information](#)[> Benefits](#)[> ACA](#)

3. Select Frequency

☒ Now☐ Recurring[Select Time Period ▾](#)[Generate Report](#)[+ New Account](#)[Privacy](#)[Legal](#) [Send Feedback](#)

© 2016-2023 ADP Inc.

?

-  Map Chart of Accounts for Company

The cash or asset account you use to cover your payroll expenses

1000 - Checking

Expense Accounts

Select expense accounts from your chart of accounts

6561 - Earnings

6561 - Earnings













6561 - Earnings

6561 - Earnings

6561 - Earnings

6561 - Earnings

6561 - Earnings

-  Dashboard
-  Clients
-  Reports & Tax Forms
-  Analysis Tools
-  Product Opportunities
-  Calculators
-  Products & Services
-  Resources
-  CCH Tax Resources 
-  CPE Learning 

Client Activity Compensation Benchmarking Industry Insights Vertical IQ Industry Reports Business Valuation

RUN Powered by ADP®

12 active clients

↑ 12 newly added clients
↓ 2 terminated clients

ADP Workforce Now®

4 active clients

↑ 8 newly added clients
ⓘ Data not available

ADP TotalSource®

2 active clients

↑ 9 newly added clients
ⓘ Data not available

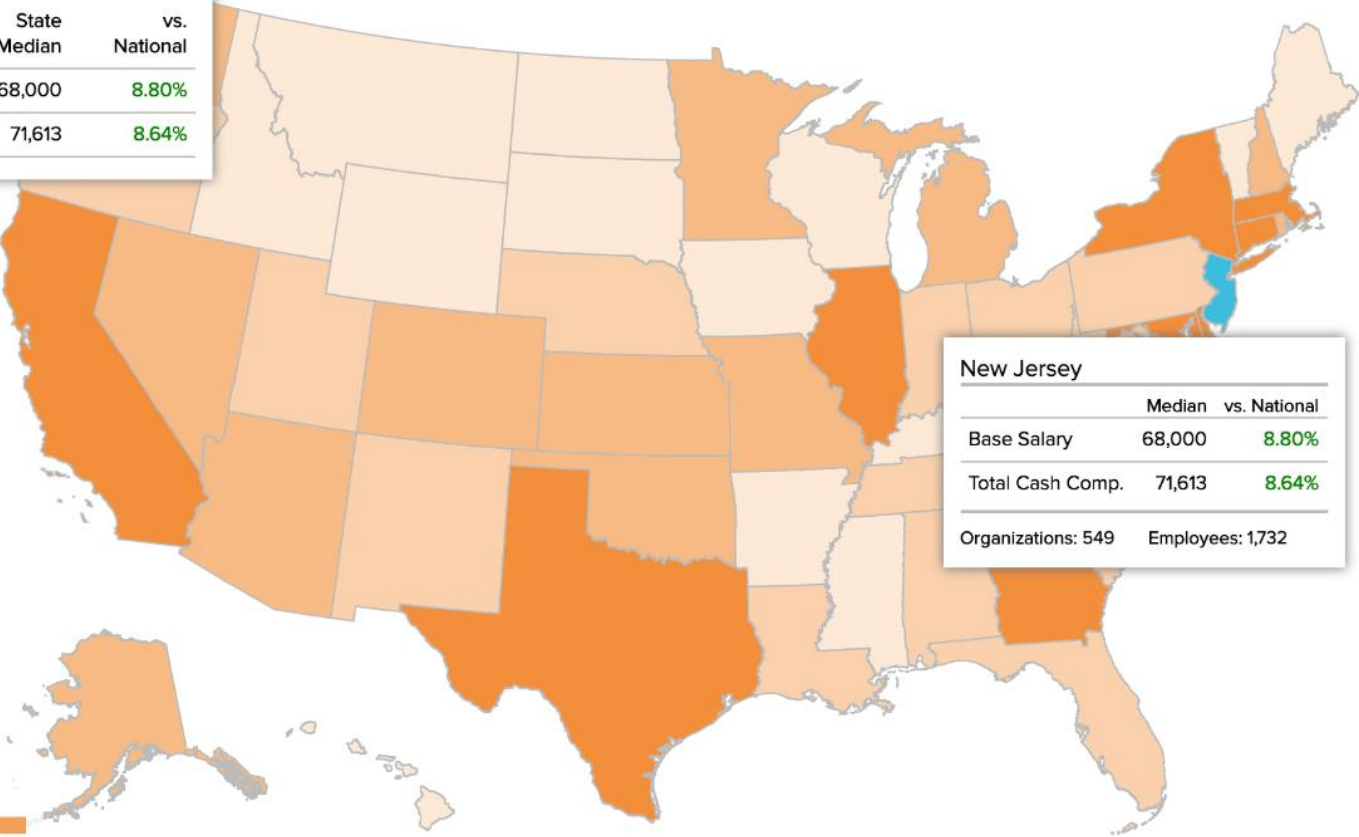
New Jurisdictions Last 90 Days	
Review new jurisdictions and make sure your client is set up correctly.	
Maculan Innovation Inc	GA, SD, ND
McKeeever's Sahara	IA
Bhatia Bhangra School Inc	IN
View all	

Employee Trends Last 90 Days	
Review recent changes to your clients' employee count. Use compensation benchmarking or industry insights to advise them on a compensation strategy.	
Daves Boat Shop LLC 5 employees	↑ 15 New Hires ↓ 5 Terminated
View all	

- Dashboard
- Clients
- Reports & Tax Forms
- Analysis Tools
- Product Opportunities
- Calculators
- Products & Services
- Resources
- CCH Tax Resources [↗](#)
- CPE Learning [↗](#)

New Jersey ✕

	State Median	vs. National
Base Salary	68,000	8.80%
Total Cash Comp.	71,613	8.64%



New Jersey

	Median	vs. National
Base Salary	68,000	8.80%
Total Cash Comp.	71,613	8.64%
Organizations: 549	Employees: 1,732	

Calculators

Products & Services

Resources

CCH Tax Resources

CPE Learning

Benchmark Industry: Construction [Edit](#)

[EXPORT](#)

[QUESTIONS / FEEDBACK](#)

Region: All Regions [Edit](#)

Employee-Weighted Benchmark data includes **1,053** ADP clients and **9,256** employees

*Job insights show ADP Benchmark data based on a client's industry and region. It does not reflect client-specific data.

Project Manager ⓘ

Total Compensation ⓘ

\$97,505.877

+0% vs national average

Bonus Percentage of Salary ⓘ

9.48%

+0% vs national average

% Receiving Overtime Pay ⓘ

6.6%

+0% vs national average

Turnover Rate ⓘ

5.54%

+0% vs national average

Office Manager ⓘ

Total Compensation ⓘ

\$56,000.1

+0% vs national average

Bonus Percentage of Salary ⓘ

5%

+0% vs national average

% Receiving Overtime Pay ⓘ

29.32%

+0% vs national average

Turnover Rate ⓘ

3.53%

+0% vs national average

Operations Manager ⓘ

Total Compensation ⓘ

\$76,402.9

+0% vs national average

Bonus Percentage of Salary ⓘ

6.29%

+0% vs national average

% Receiving Overtime Pay ⓘ

26.08%

+0% vs national average

Turnover Rate ⓘ

5.26%

+0% vs national average

Financial Controller ⓘ

Total Compensation ⓘ

\$127,500.74

+0% vs national average

Bonus Percentage of Salary ⓘ

14.5%

+0% vs national average

% Receiving Overtime Pay ⓘ

2.11%

+0% vs national average

Turnover Rate ⓘ

4.31%

+0% vs national average

Cost Accountant ⓘ

Total Compensation ⓘ

\$77,426.48

+0% vs national average

Bonus Percentage of Salary ⓘ

5.77%

-0% vs national average

% Receiving Overtime Pay ⓘ

9.87%

+0% vs national average

Turnover Rate ⓘ

5.63%

+0% vs national average

Sales Manager ⓘ

Total Compensation ⓘ

\$90,001.6

+0% vs national average

Bonus Percentage of Salary ⓘ

10.78%

-0% vs national average

% Receiving Overtime Pay ⓘ









12.42%

+0% vs national average

Turnover Rate ⓘ

3.65%

+0% vs national average

 Dashboard Clients Reports & Tax Forms Analysis Tools Product Opportunities Calculators Products & Services Resources CCH Tax Resources  CPE Learning 

All Clients

Opportunities 16

Shared Opportunities

Referrals Sent


Dismissed Opportunities

Opportunities For Your Review 16

We closely monitor your clients' data and compliance requirements for small business. Use our recommendations below to advise your clients on ways they can reduce risk, find opportunities for growth, and stay compliant.

Amanda's Bakery

10 employees


 Worker's Compensation Compliance

Amanda's Bakery has more than 10 employees in NJ and NY where Worker's Comp Insurance is required. A Worker's Comp plan with ADP is currently not in place. ADP offers an affordable Worker's Comp Insurance that may be a good fit.

 Refer to ADP Share with my client Dismiss

Bhatia Bhangra School Inc

20 employees

 Retirement Compliance

Bhatia Bhangra School Inc has 20 or more employees in NJ and NY where a retirement plan is required. They currently do not have a retirement plan with ADP. ADP offers a wide variety of retirement plans that may be a good fit.

 Refer to ADP Share with my client Dismiss

Fashions By Malu Inc

5 employees

Tax Credits

Since Fashions By Malu Inc is in the Financial Services industry and have payroll of \$12,343.45 they may qualify for an R&D Tax Credit worth approximately \$456.33. If Fashions By

 New Account PrivacyLegal  Send Feedback

© 2016-2023 ADP Inc.



SECURE 2.0 Act Tax Credit Calculator

Discover your potential savings with SECURE 2.0

Offering a 401(k) plan is more affordable for small businesses than ever, thanks to new tax credits introduced by the SECURE 2.0 Act.

How many employees were **paid between \$5,000 - \$100,000** in W-2 wages **last year**?

How many employees will **earn more than \$100,000** in W-2 wages **this year**?

Will you be offering an employer contribution (match or profit sharing) **over the next 5 years**?

☒ Yes ☐ No

[Calculate Now](#)

Exclusive Discounts

ADP offers exclusive discounts for best-in-class accounting and business technology partners.

Tax Compliance Software



Avalara

Solve clients' sales tax issues with Avalara for Accountants portfolio of solutions.

Comprehensive business valuation



BizEquity

On-the-spot valuations and financial insights. First valuation is free!

Bookkeeping automation



Botkeeper

Leverage the latest technology to deliver a full-suite bookkeeping.

Marketing Tools



CountingWorks PRO

Free access to powerful tools that showcase your expertise and attract clients.

Integrated financial reporting



Jirav

Business planning to help clients build, measure, and deliver on financial strategies.

Build your Modern Firm®



Rootworks

Follow a proven path to build the profitable, Modern Firm® you've always wanted.



Always be exploring & learning.

Thank you! For being amazing.

adp.com/accountantconnect



9 out of 10
accounting professionals
say ADP makes their
job easier.

2023 ADP survey of 248
Accountant Connect users.